

---

# 9035EzTs

## COMPACT EXCAVATOR

### Engine

Yanmar 3TNV88F-ESLY Tier 4 Final

### Gross Power

24.4 Hp (18.2 kW)

### Operating Weight with Canopy

8,510 lb (3,860 kg)

### Bucket Capacity

0.14 yd<sup>3</sup> (0.11 m<sup>3</sup>)



---

TOUGH WORLD. TOUGH EQUIPMENT.

# UNBEATABLE RETURN ON YOUR INVESTMENT

LiuGong 9035EZTs, **Zero Tail Swing excavator**, designed to maximize your productivity while offering a clear line of sight within a confined work space.

## POWERFUL ENGINE

Unmatched performance driven by the Yanmar 3TNV88F-ESLY Tier 4 Final engine.

## ADVANCED HYDRAULICS

Advanced hydraulic system is perfectly matched to the engine and components for fast response and smooth operation. Load sensing and flow sharing provide operational precision, efficient performance and greater controllability.

## BOOM SWING

Controlled by the thumb switch on right hand joystick, provides greater control of boom swing and the operator with more floor space.

## DOZER BLADE CONTROL

Our proportional 2-way action dozer function with standard blade float allows easy backfilling when in reverse travel.



## ZERO TAIL SWING

The 9035EzTS, zero tail swing, increases operator visibility and productivity when working in confined spaces where the upper body stays entirely within the width of the undercarriage.

## OPERATOR FRIENDLY ENVIRONMENT

Ergonomically designed controls, clear and informative displays, increased visibility, and exceptional comfort increases operator efficiency and safety.

## PARTS

Using genuine LiuGong parts is key to keeping your costs low and your machine in top working order. Our extensive support network is always there when you need it, to maximize your business profitability.

## AFTER SALES SERVICE

As a customer of LiuGong you can feel confident that our dealers and regional offices will be there to support you with training, service and maintenance needed throughout the life of your machine.

## HYDRAULIC COUPLER

Switching attachments like buckets, breakers and shears can be time consuming and hazardous. We've made it fast, safe and simple with LiuGong's quick coupler which is perfectly matched to a range of genuine LiuGong attachments.



# DESIGNED TO GET MORE DONE

The 9035E<sub>ZTS</sub> is designed to **get more done** in less time. Featuring a stronger boom, arm and bucket breakout force, greater hydraulic flow, higher swing speeds and improved cycle times, this excavator will power **through any task** in any terrain.

## POWERFUL PERFORMANCE

The Yanmar fuel efficient 3TNV88F-ESLY delivers gross power of 18.2 kW (24.4 hp) and torque of 94.2 N-m (69.5 lb-ft).

## LOAD SENSING HYDRAULICS

Load-sensing hydraulics direct the engine's power to ensure the hydraulic pump flow continually adjusts for smooth, quick and efficient operation. The pilot valves match up with the main control valve to offer more precise control.

## OPERATOR FRIENDLY ENVIRONMENT

Ergonomically designed controls, large entrance, spacious interior designed for operator comfort and efficiency.



# EFFICIENCY, PRECISION & VERSATILITY

LiuGong E-Series excavators deliver the **perfect balance** of performance, precision, and quality. The 9035E<sub>ZTS</sub> model is powered by the latest generation, low emission Yanmar 3TNV88F-ESLY engine. Our first ZTS, zero tail swing, powerful output, environmentally friendly with excellent **visibility** and fast cycle times.

## A POWERFUL ENGINE


Yanmar 3TNV88F-ESLY engine meets strict US EPA Tier 4 Final emissions standards superior power to weight ratio, quiet, reliable designed to be environmentally friendly, fuel efficient with the capability of running on up to 5 percent B5 Bio Diesel.

## SAFETY STANDARDS

All LiuGong E-Series excavators come with certified ROPS (Rollover Protective System) cabs meeting ISO safety standards. LiuGong offers FOPS (Falling Object Protective Structure) as an option on all E-Series excavators.

## ALL AROUND VISION FEATURES

Designed to offer optimized visibility with flat glass with a panoramic view and well position controls with plenty of head and legroom, gives the operator greater control of the machine when working in confined spaces. Each feature has been designed to keep you working with great comfort.



# ALL AROUND COMFORT

In the 9035EzTS cab, you're working in complete **comfort** with outstanding **visibility** all around. We understand how operators like to work and have designed the cab for maximum comfort and ultimate **productivity**.

## AT HOME IN THE CAB

The 9035EzTS series ROPS certified cab is ISO 12117-2 certified mounted on dampener silicone to absorb noise and vibration. Wide spacious cab door swings full open to lock position. Front windshield slides up into ceiling, removable lower window, large right sliding glass offers greater cab ventilation.

## ADVANCED CLIMATE CONTROL

Pressurized cab, advanced climate control, air is circulated through the cab by three outlets to improve air circulation and front windshield defrost allows year round operator comfort in any environment.

## IMPROVED JOYSTICK CONTROLS

Operator can now control both the boom offset and hammer shear functions without moving hands from joysticks.



# ALWAYS STRONG ALWAYS RELIABLE

The use of thick, high-tensile steel components, internal baffling, and stress-relieved plates, make the structures on LiuGong E-Series excavators **tough and durable**.

We guarantee the **quality and reliability** of our machines throughout the manufacturing process by conducting stringent tests and ultrasound inspections that detect defects well before they make it into production.



## BOOM & ARM

The boom and arm structures are designed with large cross-sectional supports and incorporates one-piece steel castings. This solid engineering guarantees long-term durability and high resistance to bending and torsional stress.

## UPPER STRUCTURE

The upper structure is strongly reinforced by the use of an H-beam in the high cross section of the main structure providing even weight distribution and increasing stability.



## UNDERCARRIAGE

The high-strength undercarriage of the 9035Ez75 incorporates a welded X-frame construction for long life durability and is designed to perform in the most challenging applications.

The standard rubber track lets you work on multiple surfaces such as asphalt, concrete, and grass without damaging the surface or machine.



# PART OF YOUR PERFORMANCE

LiuGong engineering sets high standards and all parts are rigorously tested to ensure they can meet the rigid quality specifications required for long lasting performance. No matter where you are in the world, we can ensure fast and efficient parts support to keep you going.



## READY FOR ANY JOB

LiuGong provides a range of purpose designed attachments, hitches and tools for your 9035Ezts to give you increased versatility for any jobsite.

We know that confidence in your machine and those who support it is essential. At LiuGong North America, we make sure we can always get what you need without delay, via our global parts depot, and the support of our dealer network.



**BUCKETS**



**QUICK COUPLER**



**HAMMER**

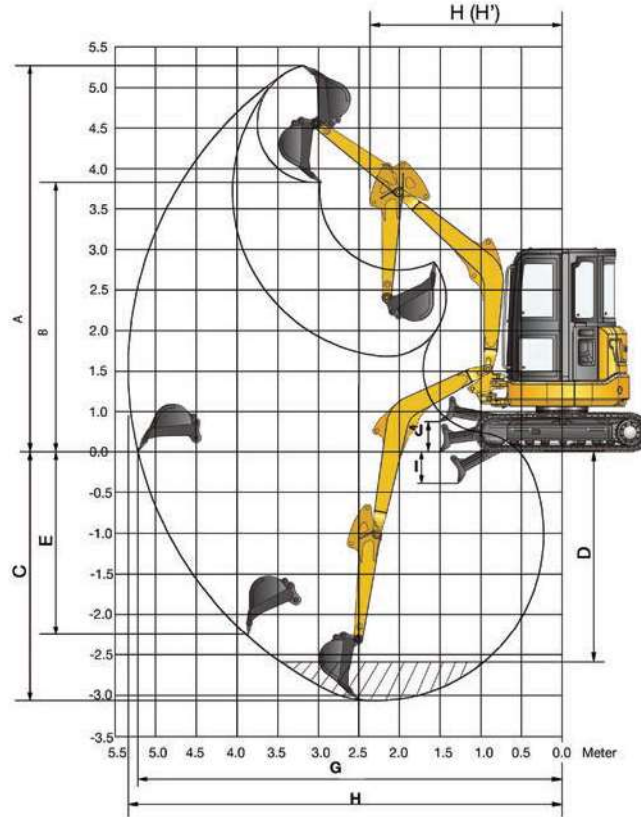


# SPECIFICATIONS

ENGINE	
<b>Description</b>	
Yanmar Tier 4 Final, 1.64 liter, 3-cylinder, 4 stroke direct injection diesel engine.	
Emissions rating	EPA Tier 4 Final / Stage IV
Make	Yanmar
Model	3TNV88F-ESLY
Aspiration	Natural
Cooling fan drive	Belt drive
Displacement	1.64 L (100 in <sup>3</sup> )
Gross power	18.2 kW (24.4 hp) @ 2,200 rpm
Net power	17.3 kW (23.2 hp) @ 2,200 rpm
Peak torque	94.2 N-m (69.5 lb-ft) @ 1,320 rpm
Cylinders	3
Bore × Stroke	88 × 90 mm (3.46 × 3.54 in)
HYDRAULIC SYSTEM	
<b>Main pump</b>	
Type	Variable displacement piston pump
Maximum flow	92.4 L/min (24.4 gal/min)
<b>Pilot pump</b>	
Type	Gear pump
Maximum flow	8.8 L/min (2.3 gal/min)
<b>Relief valve setting</b>	
Implement	24.5 MPa (3,553 psi)
Travel circuit	24.5 MPa (3,553 psi)
Slew circuit	18.6 MPa (2,698 psi)
Pilot circuit	3.9 MPa (566 psi)
<b>Hydraulic cylinders</b>	
Boom Cylinder Bore × Stroke	80 mm × 510 mm (3.1 in × 1 ft 8 in)
Arm Cylinder Bore × Stroke	80 mm × 590 mm (3.1 in × 1 ft 11 in)
Bucket Cylinder Bore × Stroke	70 mm × 465 mm (3 in × 1 ft 6 in)
Dozer Cylinder Bore × Stroke	100 mm × 142 mm (3.9 in × 5.6 in)
Swing Cylinder Bore × Stroke	80 mm × 400 mm (3.1 in × 1 ft 4 in)

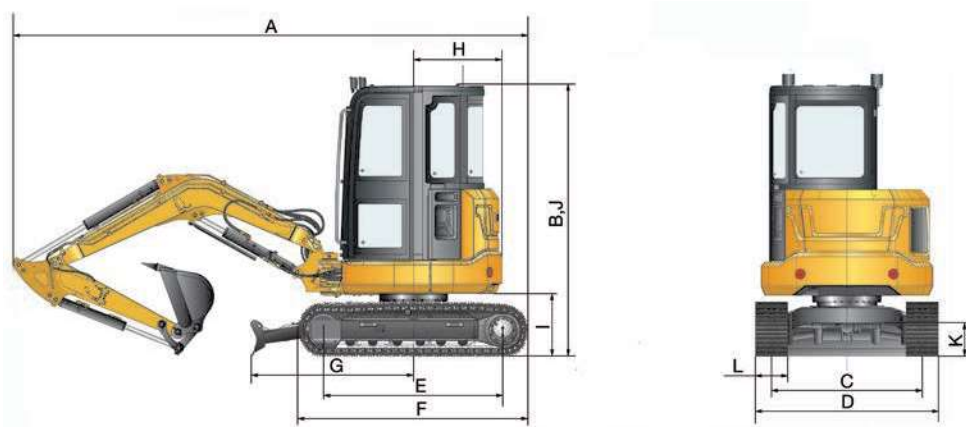
UNDERCARRIAGE	
Link pitch	101.6 mm (4 in)
Rubber track assembly	300 mm (12 in)
Bottom rollers, each side	4
Top rollers, each side	1
SWING SYSTEM	
<b>Description</b>	
Planetary gear reduction driven by high torque axial piston motor, with oil disk brake. Swing parking brake resets five seconds after swing pilot controls return to neutral.	
Swing speed	10.0 rpm
Swing torque	8,009 N-m (5,907 lb-ft)
DRIVE AND BRAKES	
<b>Description</b>	
2-speed drive motors with oil disk brakes. Steering controlled by two detachable hand levers with pedals.	
Max. travel speed	High: 4.6 km/h (2.8 mph) Low: 2.7 km/h (1.7 mph)
Gradeability	30° / 58%
Max. drawbar pull	33 kN (7,419 lbf)
ELECTRIC SYSTEM	
System voltage	12V
Battery	12V
Alternator	12V - 55A
Starter motor	12V - 1.7 kW (12V - 2.3 hp)
SOUND PERFORMANCE	
Interior sound level (ISO 6396)	79 dB(A)
Exterior sound level (ISO 6395)	93 dB(A)
SERVICE CAPACITIES	
Fuel tank	40.0 L (10.6 gal)
Engine oil	6.7 L (1.77 gal)
Final drive (each)	0.5 L (0.13 gal)
Cooling system	7.0 L (1.85 gal)
Hydraulic reservoir	42.0 L (11.1 gal)
Hydraulic system total	70.0 L (18.5 gal)

# SPECIFICATIONS



WORKING RANGES		
Standard Arm	Standard Arm	Long Arm
Boom	2.45 m (8 ft 0 in)	
Arm options	1.32 m (4 ft 4 in)	1.7 m (5 ft 7 in)
A Max. digging height	4,710 mm (15 ft 5 in)	4,843 mm (15 ft 11 in)
B Max. dumping height	3,310 mm (10 ft 10 in)	3,463 mm (11 ft 4 in)
C Max. digging depth	3,085 mm (10 ft 1 in)	3,440 mm (11 ft 3 in)
D Max. vertical wall digging dept	2,503 mm (8 ft 3 in)	2,713 mm (8 ft 11 in)
E Max. digging depth 2.4m (8 ft) level bottom	2,610 mm (8 ft 7 in)	3,019 mm (9 ft 11 in)
F Max. digging reach	5,385 mm (17 ft 8 in)	5,715 mm (18 ft 9 in)
G Max. digging reach at ground level	5,270 mm (17 ft 3 in)	5,603 mm (18 f 5 in)
H Min. swing radius	2,416 mm (7 ft 11 in)	2,416 mm (7 ft 11 in)
I Dozer down	390 mm (1 ft 3 in)	390 mm (1 ft 3 in)
J Dozer up	370 mm (1 ft 3 in)	370 mm (1 ft 3 in)
Bucket digging force (ISO)	30 kN (6,744 lbf)	30 kN (6,744 lbf)
Arm digging force (ISO)	20 kN (4,496 lbf)	17.8 kN (4,002 lbf)
Bucket capacity	0.11 m <sup>3</sup> (0.14 yd <sup>3</sup> )	0.07 m <sup>3</sup> (0.09 yd <sup>3</sup> )
Bucket tip radius	725 mm (2 ft 5 in)	725 mm (2 ft 5 in)

# SPECIFICATIONS

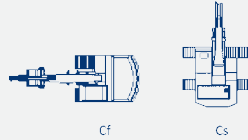


DIMENSIONS		
	Standard Arm	Long Arm
Boom	2.45 m (8 ft 0 in)	
Arm options	1.32 m (4 ft 4 in)	1.7 m (5 ft 7 in)
A Shipping length	4,810 mm (15 ft 9 in)	4,860 mm (15 ft 11 in)
B Shipping height	2,500 mm (8 ft 2 in)	2,500 mm (8 ft 2 in)
C Track gauge	1,400 mm (4 ft 7 in)	1,400 mm (4 ft 7 in)
D Undercarriage width	1,700 mm (5 ft 7 in)	1,700 mm (5 ft 7 in)
E Length to center of rollers	1,675 mm (5 ft 6 in)	1,675 mm (5 ft 6 in)
F Track length	2,100 mm (6 ft 11 in)	2,100 mm (6 ft 11 in)
G Length from blade to swing center	1,600 mm (5 ft 3 in)	1,600 mm (5 ft 3 in)
H Tail swing radius	850 mm (2 ft 9 in)	850 mm (2 ft 9 in)
I Counterweight ground clearance	580 mm (1 ft 11 in)	580 mm (1 ft 11 in)
J Overall height of cab	2,500 mm (8 ft 2 in)	2,500 mm (8 ft 2 in)
K Min. ground clearance	258 mm (10 in)	258 mm (10 in)
L Track shoe width	300 mm (12 in)	300 mm (12 in)

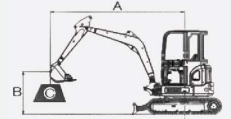
# SPECIFICATIONS

**9035E<sub>zrs</sub> WITH 300 MM (12 IN) SHOES, 1.32 M (4 FT 4 IN) ARM**

A: Reach from swing center  
 B: Bucket hook height  
 C: Lifting capacity  
 Cf: Rating over front  
 Cs: Rating over side



Conditions:  
 Boom length: 2.45 m (8 ft 0 in)  
 Arm length: 1.32 m (4 ft 4 in)  
 Counterweight: 600 kg (1,323 lb)  
 Shoes: 300 mm (12 in)  
 Bucket: SAE 0.11 m<sup>3</sup> (0.14 yd<sup>3</sup>), 101 kg (223 lb)



**BLADE DOWN**

**A Reach: m (ft)**

B: Height m (ft)		2 m (6 ft 7 in)		3 m (9 ft 10 in)		4 m (13 ft 1)		MAX REACH		
		Cf	Cs	Cf	Cs	Cf	Cs	Front	Side	Distance
3 m	kg					*1,433	1,080	*1,455	992	4.2 m
9 ft 10 in	lb					*3,159	2,381	*3,208	2,187	13 ft 9 in
2 m	kg			*1,851	1,719	*1,543	1,058	*1,477	815	4.6 m
6 ft 7 in	lb			*4,081	3,790	*3,402	2,332	*3,256	1,797	15 ft 2 in
1 m	kg			*2,645	1,587	*1,807	1,014	*1,521	749	4.8 m
3 ft 3 in	lb			*5,831	3,499	*3,984	2,235	*3,353	1,651	15 ft 7 in
0 m	kg	*3,813	2,799	*3,064	1,499	*1,984	970	*1,587	749	4.6 m
0 ft	lb	*8,406	6,171	*6,755	3,305	*4,374	2,138	*3,499	1,651	15 ft 1 in
-1 m	kg	*5,291	2,843	*2,932	1,477	*1,829	970	*1,653	903	4.2 m
-3 ft 3 in	lb	*11,665	6,268	*6,464	3,256	*4,032	2,138	*3,644	1,991	13 ft 8 in

**BLADE UP**

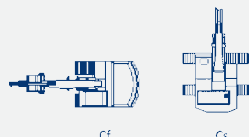
3 m	kg					1,388	1,080	1,278	992	4.2 m
9 ft 10 in	lb					3,060	2,381	2,817	2,187	13 ft 9 in
2 m	kg			*1,851	1,719	1,366	1,058	1,080	815	4.6 m
6 ft 7 in	lb			*4,081	3,790	3,011	2,332	2,381	1,797	15 ft 2 in
1 m	kg			2,094	1,587	1,322	1,014	1,014	749	4.8 m
3 ft 3 in	lb			4,616	3,499	2,914	2,235	2,235	1,651	15 ft 7 in
0 m	kg	*3,813	2,799	2,006	1,499	1,278	970	1,014	749	4.6 m
0 ft	lb	*8,406	6,171	4,422	3,305	2,817	2,138	2,235	1,651	15 ft 1 in
-1 m	kg	*3,924	2,843	1,984	1,477	1,278	970	1,212	903	4.2 m
-3 ft 3 in	lb	*8,651	6,268	4,374	3,256	2,817	2,138	2,672	1,991	13 ft 8 in

1. \* Indicates the load is limited by hydraulic capacity rather than the tipping capacity.  
 2. The above loads are in compliance with the ISO 10567 hydraulic rating standard. They do not exceed 87% of the hydraulic lifting capacity of 75% tipping load.  
 3. Rating at bucket lift hook.

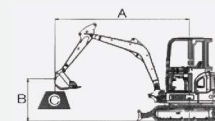
# SPECIFICATIONS

## 9035E<sub>RTS</sub> WITH 300 MM (12 IN) SHOES, 1.7 M (5 FT 7 IN) ARM

- A: Reach from swing center
- B: Bucket hook height
- C: Lifting capacity
- Cf: Rating over front
- Cs: Rating over side



Conditions:  
 Boom length: 2.45 m (8 ft 0 in)  
 Arm length: 1.7 m (5 ft 7 in)  
 Counterweight: 600 kg (1,323 lb)  
 Shoes: 300 mm (12.0 in)  
 Bucket: SAE 0.11 m<sup>3</sup> (0.14 yd<sup>3</sup>), 101 kg(223 lb)



### BLADE DOWN

#### A Reach: m (ft)

B: Height m (ft)		2 m (6 ft 7 in)		3 m (9 ft 10 in)		4 m (13 ft 1)		MAX REACH		
		Cf	Cs	Cf	Cs	Cf	Cs	Front	Side	Distance
3 m	kg					*1,117	1,086	*1,172	912	4.2 m
9 ft 10 in	lb					*2,462	2,394	*2,584	2,011	13 ft 9 in
2 m	kg					*1,300	1,056	*1,250	751	4.6 m
6 ft 7 in	lb					*2,866	2,328	*2,756	1,656	15 ft 2 in
1 m	kg	*5,092	3,004	*2,310	1,596	*1,624	1,000	*1,351	694	4.8 m
3 ft 3 in	lb	*11,226	6,623	*5,093	3,518	*3,580	2,205	*2,978	1,530	15 ft 7 in
0 m	kg	*6,397	2,793	*2,960	1,488	*1,891	950	*1,479	709	4.6 m
0 ft	lb	*14,103	6,157	*6,526	3,280	*4,169	2,094	*3,261	1,563	15 ft 1 in
-1 m	kg	*5,919	2,791	*3,031	1,452	*1,906	930	*1,638	815	4.2 m
-3 ft 3 in	lb	*13,049	6,153	*6,682	3,201	*4,202	2,050	*3,611	1,797	13 ft 8 in

### BLADE UP

3 m	kg					*1,117	1,086	*1,172	912	4.2 m
9 ft 10 in	lb					*2,462	2,394	*2,584	2,011	13 ft 9 in
2 m	kg					*1,300	1,056	1,009	751	4.6 m
6 ft 7 in	lb					*2,866	2,328	2,224	1,656	15 ft 2 in
1 m	kg	4,157	3,004	2,125	1,596	1,336	1,000	943	694	4.8 m
3 ft 3 in	lb	9,165	6,623	4,685	3,518	2,945	2,205	2,079	1,530	15 ft 7 in
0 m	kg	3,922	2,793	2,010	1,488	1,283	950	967	709	4.6 m
0 ft	lb	8,646	6,157	4,431	3,280	2,828	2,094	2,132	1,563	15 ft 1 in
-1 m	kg	3,917	2,791	1,973	1,452	1,263	930	1,111	815	4.2 m
-3 ft 3 in	lb	8,635	6,153	4,350	3,201	2,784	2,050	2,449	1,797	13 ft 8 in

1. \* Indicates the load is limited by hydraulic capacity rather than the tipping capacity.
2. The above loads are in compliance with the ISO 10567 hydraulic rating standard. They do not exceed 87% of the hydraulic lifting capacity of 75% tipping load.
3. Rating at bucket lift hook.

# SPECIFICATIONS

## MACHINE WEIGHTS AND GROUND PRESSURE

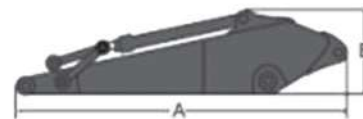
Operating weight includes boom 2.45 m (8 ft 0 in), arm 1.32 m (4 ft 4 in), bucket 0.11 m<sup>3</sup> (0.14 yd<sup>3</sup>) counterweight 600 kg (1,323 lb) full fuel tank, and operator. Bucket weight 101 kg (223 lb).

Shoe Width	Operating Weight	Ground Pressure	Overall Width
300 mm (12 in)	3,860 kg (8,510 lb)	34.0 kPa (4.9 psi)	1,700 mm (5 ft 7 in)

**Boom**



**Arm**



## BOOM DIMENSIONS

Description	Standard
Boom	2.45 m (8 ft 0 in)
Length	2,548 mm (8 ft 4 in)
Height	806 mm (2 ft 8 in)
Width	273 mm (10.7 in)
Weight	142 kg (312 lb)
Includes cylinder, piping and pin, excludes boom cylinder pin.	

## ARM DIMENSIONS

Description	Standard	Long
Arm	1.32 m (4 ft 4 in)	1.7 m (5 ft 7 in)
Length	1,706 mm (5 ft 7 in)	2,100 mm (6 ft 11 in)
Height	392 mm (1 ft 3 in)	392 mm (1 ft 3 in)
Width	145 mm (6 in)	145 mm (6 in)
Weight	78 kg (172 lb)	97 kg (214 lb)
Includes cylinder, piping and pin, excludes boom cylinder pin.		

## BUCKET SELECTION GUIDE

Bucket Type	Capacity	Cutting Width	Weight	Teeth Pcs	HD Boom 2.45 m (8 ft 0 in) Shoes 300 mm (12 in)
General Purpose	0.07 m <sup>3</sup> (0.09 yd <sup>3</sup> )	457 mm (18 in)	84 kg (185 lb)	4	◇
Heavy Duty	0.11 m <sup>3</sup> (0.14 yd <sup>3</sup> )	565 mm (22.2 in)	101 kg (223 lb)	4	□

Maximum material density

◇ Used with material weights 1,200 - 1,300 kg/m<sup>3</sup> (2,023 - 2,191 lb yd<sup>3</sup>) Coal, Caliche, Shale

□ Used with material weights up to 1,400 - 1,600 kg/m<sup>3</sup> (2,360 - 2,697 lb yd<sup>3</sup>) wet earth and clay, Limestone, Sandstone

# STANDARD EQUIPMENT

## ENGINE

- Yanmar 3TNV88F-ESLY certified to stringent US EPA Tier 4 Final standards
- 3 cylinders, 4 stroke, water cooled natural aspiration
- Engine oil filter
- Fuel system with water separator
- Radiator, oil cooler
- Engine overheat prevention system

## HYDRAULIC SYSTEM

- Main pump: one variable displacement piston pump
- Pilot pump: gear
- Pilot control: shut-off
- Control pattern change valve
- Cylinders: boom, arm, bucket, boom swing and dozer blade
- Bi-directional piping to arm
- 2-joystick with multi buttons

## GUARDS

- Cover plate under travel time

## OPERATOR STATION

- Canopy with FOPS/TOPS
- Removable lower window
- ROPS (ISO12117-2) Rollover Protective System
- Air conditioner, heater and defroster
- Mechanical suspension seat
- AM/FM Radio with MP3 audio jack
- Glass breaking hammer
- 12-volt cigarette lighter
- Floor mat
- Fire extinguisher
- Rotating beacon
- Travel alarm
- One key for all locks and ignition
- Rear view mirrors, 1 mounted on cab left, 1 on cab inside

## UNDERCARRIAGE

- 300 mm (12 in) rubber track
- Rollers, bottom 4 each side, top carrier roller 1 each side
- Towing eye on base frame
- Dozer blade

## ELECTRICAL

- Alternator 12V, 55A
- 12V battery
- Working lights, 2 cab mounted, 1 boom mounted
- Starting motor 12V, 1.7kW (2.3 hp)

## INSTRUMENTATION

- Color LCD monitor with alarms
- Warning indicators engine oil pressure, engine coolant, battery, hydraulic oil temperature, engine intake filter
- Service hour meter
- Fuel gauge
- Engine water temperature gauge
- Travel speed setting

## WORK EQUIPMENT

- 2.45 m (8 ft 0 in) boom
- 1.32 m (4 ft 4 in) arm
- 0.11 m<sup>3</sup> (0.14 yd<sup>3</sup>) pin-on bucket

## OTHER STANDARD EQUIPMENT

- 560 kg (1,235 lb) counterweight
- Maintenance tool kit
- Maintenance parts package

# OPTIONAL EQUIPMENT

## UPPER STRUCTURE

- Auxiliary counterweight

## HYDRAULIC SYSTEM

- Security valves (1 on boom, 1 on arm and 1 on dozer)
- Quick coupler low pressure
- Thumb

## ARM

- 1.7 m (5 ft 7 in)

## OPERATOR STATION

- Operation protection guard (include cab front and top guard bar)
- Air suspension seat
- Falling Object Protective Structure (FOPS)
- Pressurized and sealed cab with all-round visibility, large roof window, front window wiper

## CLOSED CAB

- Cab with FOPS/TOPS, heater/defroster and AC

## WORK EQUIPMENT

- 1.7 m (5 ft 7 in) arm
- Hydraulic thumb
- Mechanical quick coupler
- 0.07 m<sup>3</sup> (0.09 yd<sup>3</sup>) bucket quick coupler
- 0.11 m<sup>3</sup> (0.14 yd<sup>3</sup>) bucket quick coupler



**LiuGong Construction Machinery N.A, LLC.**

22220 Merchants Way - Suite 100  
Katy, TX 77449  
USA

T: 281-579-8882 F: 281-579-8388  
[www.liugongna.com](http://www.liugongna.com)

Like and follow us:



**LG-PB-9035E-012020-ENG-US**

The LiuGong series of logos herein, including but not limited to word marks, device marks, letter of alphabet marks and combination marks, as the registered trademarks of Guangxi LiuGong Group Co., Ltd. are used by Guangxi LiuGong Machinery Co., Ltd. with legal permission, and shall not be used without permission. Specifications and designs are subject to change without notice. Illustrations and pictures may include optional equipment and may not include all standard equipment. Equipment and options varies by regional availability.