

9027Fzts

CAB//CANOPY
EXCAVATOR

ENGINE
Yanmar
3TNV80F

OPERATING WEIGHT
*6,063 lb -5,908 lb
(2,750 kg - 2,680 kg)

OUTPUT POWER
20.4 hp
(15.2 kW)

BUCKET CAPACITY
0.065 yd³
(0.05 m³)

MAX. DIGGING DEPTH
9 ft 4 in
(2,857 mm)



TACKLE TASKS WITH EVEN GREATER EASE

The 9027FZTS was designed with a number of features to help operators. Zero tail swing, high level diagnostics, and two knobs to control auxiliary flow for precise operation, to help you get more done.

TRUE ZERO TAIL SWING

Fit in where space is tight. True zero tail swing means operators can stay focused on the job and not worry about the counterweight hitting nearby objects while swinging.

A LOWER CARBON FOOTPRINT

Advanced engine features reduce overall fuel consumption while lowering emissions and noise pollution. Wide rubber tracks leave less footprint on the environment. That's great for your bottom line and for the communities in which you work.

POWER WITHOUT WASTE

The advanced Yanmar engine offers superior durability characteristics that ensure greater reliability, longer run time between oil changes, and lower maintenance costs. Attachments get the power they need with less waste.

BLADE-TO-BUCKET EASE

A long-arm dozer blade makes it easy to do a smart, professional job. Bucket and blade work in perfect harmony, boosting stability when digging or lifting, and speedily sweeping away material. Floating blade is ideal for backfilling and performing finishing work.





DIAGNOSTICS & FLOW CONTROL

Our new large LCD on-board monitor, with audible sound, alerts the operator of low fluid levels, required service, and high-level machine warnings. Control low and high auxiliary flow through two knobs on the monitor.

EASIER TOOL-CHANGING

With multi-button electro-proportional joysticks and adjustable flow control at monitor, we've made it even easier to switch and use a variety of attachments. From hammers to augers, you can do more (and earn more) with ease.

TWO CAB DESIGNS

Choose from two cab designs: a closed ROPS-protected cab (with heat), or a TOPS-rated canopy design. Both offer excellent visibility, fully adjustable suspension seat, and ergonomic controls.

CONVENIENCE ALL OVER

Extra storage and places to hold personal items are important. The cab includes USB port, Bluetooth, phone holders, a 12 V socket, and a cup holder to put your drink. It's the little things that make a big difference to your day.

2 SPEEDS, ONE AUTO-SHIFT

2-speed travel switch located on top of the dozer joystick makes it easy to control travel speed when adjusting the dozing height. Auto-shift selects the right gear for optimum traction, productivity, and fuel economy.

NO SPACE? NO PROBLEM

When workspace is tight, the neat compact design of the 9027FZTS lets you squeeze in without damaging the machine or the surrounding environment. With a 2-speed travel switch with automatic kick-down on the joystick, it's never been easier to control your dozing speed. Control is everything. Confidence is even better.





Customer-Inspired Design for Real-World Applications

The 9027FZTS is engineered to provide high performance under demanding conditions while staying true to LiuGong's DNA of simplicity and value. Ground level servicing is easier, with fully opening side covers that offer access operators will appreciate.

High and low flow auxiliary hydraulics provide operators fingertip control at the monitor, for fine-tuning adjustments and more precise command of attachments. 2-speed travel switch has auto shift to offer increased traction, helping you get the job done faster.

LiuGong has partnered with Yanmar to produce an engine that delivers power to match the application. The Yanmar engine's superior durability characteristics ensure greater reliability, and 250-hour engine oil service intervals mean you can run longer, with lower maintenance costs.



GROUND-LEVEL SERVICING

Wide-open panels provide easy access to all major components and service points. Engine oil, starter motor, alternator, air filter, fuel tank, hydraulic tank, and main control valve are accessible from the ground. This encourages routine maintenance and prolongs component life.



EASY TRANSPORTABILITY

At a little over 6,000 lb with cab in place, the 9027FZTS is a powerful machine, yet easily portable. Transporting can be done via pickup bed or trailer – no commercial driver's license is required. This removes the expense and complex logistics involved in moving larger excavators.



ON-BOARD MONITORING

Our new large LCD on-board monitor, with audible sound, alerts the operator of low fluid levels, high-level machine warnings, and required service. Both low and high flow auxiliary flow can be conveniently adjusted through the monitor as well, via a set of control knobs.

GO, NOTHING'S STOPPING YOU

Easy to transport, simple to maintain and versatile as you need it to be, the 9027FZTS lives up to its billing. Total cost of ownership matters at this size, and when you factor in purchase price, earning potential and trade-in-value, it's hard to turn down everything this machine has to offer.





REINFORCED UPPER STRUCTURE

LiuGong's full size standard frame configuration has a reinforced upper structure to position the counterweight farther from the centerline, for better lifting capacity over the side of the machine.



WORK WITHOUT WORRY

When space is tight, the neat compact design with zero tail swing and boom swing gets you to work. With the counterweight sitting within the width of the tracks, the 9027FZTS can squeeze into the tightest job sites without damaging the surrounding environment.



A TOUGH MACHINE FOR A TOUGH WORLD

Boom and arm structures are designed for long-term durability and resistance to bending and torsion stress. High-strength steel on the top and bottom plates ensures our cast boom ends are a match for the toughest job, resulting in a durable, reliable machine that lasts, day in and day out.



A MULTIPURPOSE TOOL CARRIER

Switching attachments and work tools like multiple buckets, rock crushers, hydraulic breakers, and shears can be time-consuming and hazardous. LiuGong has made tool changes fast, safe, and easy with our optional mechanical coupler. Multi-tool versatility is designed into the 9027FZTS, resulting in an excavator able to do any job, anywhere.

VERSATILITY RUNS IN THE FAMILY

The LiuGong lineup of compact excavators bring heavy-duty power to even the most confined spaces. Operator-friendly, these well-engineered machines are an ideal fit for the North American market and are well-supported with a parts and service network and comprehensive warranty.



A Comprehensive Warranty is Just the Start

Uptime, support, and total cost of ownership help maximize your bottom line. That's why we offer the comprehensive XtraCare Warranty. Having confidence in our back up and support network is a vital part of the purchasing decision.



WHAT LEVEL OF SUPPORT DO YOU NEED?

From genuine LiuGong parts to maintenance contracts and full repair, LiuGong has the flexibility to offer the level of support and response to suit your business and applications. Whatever level you choose, you can be confident that our service promise backs it up.



GENUINE LIUGONG PARTS

Using genuine LiuGong parts is key to keeping your costs low and your machine in top working order. Our extensive support network is always there when you need it, keeping vital parts on hand when you need them. This maximizes both uptime and profitability.

XtraCare

3 year/4000 hour full machine warranty included in every LiuGong North America machine sale.



3 Year/6000 hour full machine warranty included in every LiuGong Forklift machine sale.

XtraCare+

3 year/4000 hour full machine warranty, plus 5 year/7000 hours Power Train & Hydraulics. Coverage for LiuGong machinery 9 tons and up (excluding compact equipment and mini excavators).



XtraCare and XtraCare+ assures you will receive LiuGong genuine replacement parts and service coverage by any authorized LiuGong dealer.

XtraCare and XtraCare+ warranty coverage is transferable with your equipment, adding value to resell or equipment trade.

SPECIFICATIONS

ENGINE

| | |
|-------------------|---------------------------------|
| Emissions rating | EPA Tier 4 Final - Stage V |
| Make | Yanmar |
| Model | 3TNV80F |
| Aspiration | Natural |
| Cooling fan drive | Direct |
| Displacement | 77.3 in ³ (1.267 L) |
| Output power | 20.4 hp (15.2 kW) @ 2,500 rpm |
| Peak torque | 49.6 lb-ft (67.3 N-m) 1,800 rpm |
| Cylinders | 3 |
| Bore x Stroke | 3.1 in x 3.3 in (80 mm x 84 mm) |

HYDRAULIC SYSTEM

Main Pump

| | |
|--------------|-----------------------------------|
| Type | Load-sensing variable piston pump |
| Maximum flow | 22.8 gal/min (86.4 L/min) |

Relief Valve Setting

| | |
|----------------|----------------------|
| Implement | 3,133 psi (21.6 MPa) |
| Travel circuit | 3,133 psi (21.6 MPa) |
| Slew circuit | 2,698 psi (18.6 MPa) |
| Pilot circuit | 566 psi (3.9 MPa) |

Hydraulic Cylinders

| | |
|----------------------------------|-----------------------------------|
| Boom Cylinder Bore x Stroke | 2.7 in x 20.1 in (70 mm x 510 mm) |
| Arm Cylinder Bore x Stroke | 2.7 in x 19 in (70 mm x 482 mm) |
| Bucket Cylinder Bore x Stroke | 2.5 in x 15 in (65 mm x 382 mm) |

SERVICE CAPACITIES

| | |
|---------------------|-----------------|
| Fuel tank | 7.1 gal (27 L) |
| Engine oil | 1.2 gal (4.4 L) |
| Cooling system | 1.3 gal (5 L) |
| Hydraulic reservoir | 6.9 gal (26 L) |

UNDERCARRIAGE

| | |
|--------------------------|----------------|
| Rubber track assembly | 12 in (300 mm) |
| Bottom rollers each side | 3 |
| Top rollers each side | 1 |

SWING SYSTEM

Planetary gear reduction driven by high torque axial piston motor, with oil disk brake. Swing parking brake resets within five seconds after swing pilot controls return to neutral.

| | |
|--------------|--------------------------|
| Swing speed | 9.5 rpm |
| Swing torque | 3,395 lbf-ft (4,600 N-m) |

DRIVE & BRAKES

2-speed axial piston motors with oil disk brakes. Steering controlled by two detachable hand levers with pedals.

| | |
|-------------------|---|
| Travel speed | High: 2.8 mph (4.5 km/h) Low: 1.7 mph (2.7 km/h) |
| Gradeability | 30° / 58% |
| Max. drawbar pull | 5,530 lb-ft (24.6 kN) |

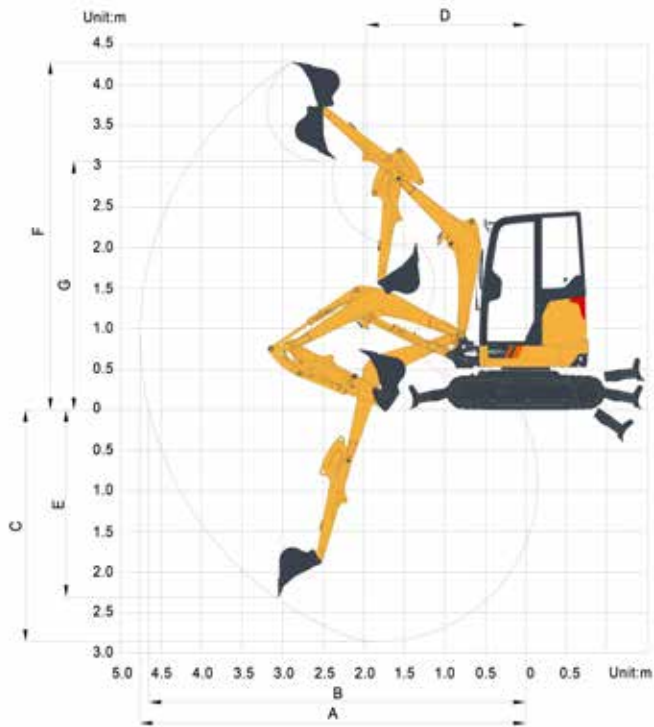
ELECTRIC SYSTEM

| | |
|----------------|-------------------------------|
| System voltage | 12 V |
| Battery | 12 V (one) |
| Alternator | 12 V - 40 A |
| Starter motor | 12 V - 1.9 hp (12 V - 1.4 kW) |

SOUND PERFORMANCE

| | |
|---------------------------------|----------|
| Interior sound level (ISO 6396) | 79 dB(A) |
| Exterior sound level (ISO 6395) | 93 dB(A) |

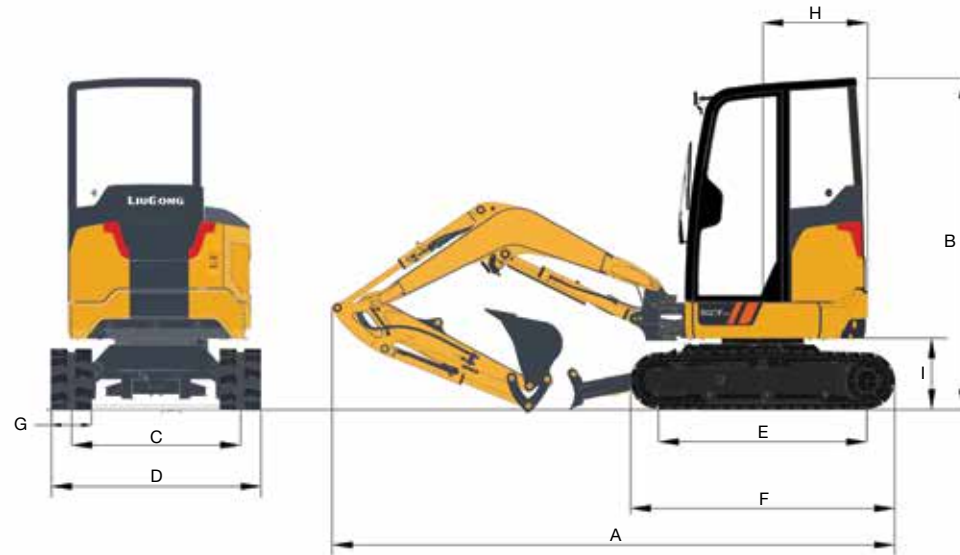
SPECIFICATIONS



WORKING RANGES

| Description | Standard Cab | Standard Canopy |
|--|--|-----------------|
| Boom | 6 ft 10 in (2.08 m) | |
| Arm | 4 ft 3 in (1.3 m) | |
| A Max. digging reach | 15 ft 7 in (4,757 mm) | |
| B Max. digging reach at ground level | 15 ft 3 in (4,648 mm) | |
| C Max. digging depth | 9 ft 4 in (2,857 mm) | |
| D Min. front swing radius | 6 ft 5 in (1,965 mm) | |
| E Max. vertical wall digging depth | 7 ft 7 in (2,312 mm) | |
| F Max. digging height | 14 ft 4 in (4,365 mm) | |
| G Max. dumping height | 10 ft 1 in (3,067 mm) | |
| Max. digging depth 2.5m (8 ft 2 in) level bottom | 7 ft 10 in (2,386 mm) | |
| Dozer up | 1 ft 2 in (350 mm) | |
| Dozer down | 1 ft 4 in (400 mm) | |
| Bucket digging force (ISO) | 4,496 lbf (20 kN) | |
| Arm digging force (ISO) | 2,698 lbf (12 kN) | |
| Bucket capacity | 0.065 yd ³ (0.05 m ³) | |
| Bucket tip radius | 2 ft 2 in (662 mm) | |

SPECIFICATIONS



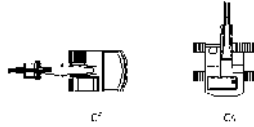
DIMENSIONS

| | Standard Cab | Standard Canopy |
|---|-----------------------|-----------------|
| Boom | 6 ft 10 in (2.08 m) | |
| Arm | 4 ft 3 in (1.3 m) | |
| A Shipping length | 13 ft 8 in (4,160 mm) | |
| B Max. shipping height to top of cab/canopy | 8 ft 1 in (2,450 mm) | |
| C Track gauge | 4 ft 1 in (1,250 mm) | |
| D Undercarriage width | 5 ft 1 in (1,550 mm) | |
| E Length to center of rollers | 5 ft 1 in (1,540 mm) | |
| F Track length | 6 ft 5 in (1,953 mm) | |
| G Track width | 12 in (300 mm) | |
| H Tail swing radius | 2 ft 7 in (775 mm) | |
| I Counterweight ground clearance | 1 ft 9 in (530 mm) | |
| Max boom offset to the right | 2 ft 3 in (694 mm) | |
| Max boom offset to the left | 1 ft 8 in (498 mm) | |
| Max boom swing angle to the right | 54.5° | |
| Max boom swing angle to the left | 74° | |

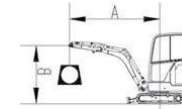
SPECIFICATIONS

STANDARD 9027FZTS WITH 12 IN (300 MM) SHOES, 4 FT 3 IN (1.3 M) ARM

A: Reach from swing center
 B: Bucket hook height
 C: Lifting capacity
 Cf: Rating over front
 Cs: Rating over side



Conditions:
 Boom length: 6 ft 10 in (2.08 m)
 Arm length: 4 ft 3 in (1.3 m)
 Counterweight: 694 lb (315 kg)
 Shoes: 12 in (300 mm)
 Bucket: None



1. *Indicates the load is limited by hydraulic capacity rather than the tipping capacity.
 2. The below loads are in compliance with the ISO 10567 hydraulic rating standard. They do not exceed 87% of the hydraulic lifting capacity of 75% tipping load.
 3. Rating at bucket lift hook.

Blade Down

A Reach: ft (m)


| B: Height ft (m) | | 6 ft 6 in (2 m) | | 8 ft 2 in (2.5 m) | | 9 ft 10 in (3 m) | | 11 ft 6 in (3.5 m) | | MAX REACH | | Distance |
|----------------------|----------|------------------|--------------|-------------------|--------------|------------------|----------------|--------------------|--------------|----------------|------------|---------------------|
| | | Cf | Cs | Cf | Cs | Cf | Cs | Cf | Cs | Cf | Cs | |
| 6 ft 6 in 2 m | lb kg | | | | | *1,012 *460 | *1,034 *470 | *1,103 *500 | *796 *362 | *1,056 *480 | 770 350 | 12 ft 9 in 3.9 m |
| 3 ft 3 in 1 m | lb kg | *3,040 *1,382 | 1,709 777 | *2,092 *951 | 1,236 562 | *1,674 *761 | 953 433 | *1,445 *657 | 766 348 | *1,285 *584 | 609 277 | 13 ft 5 in 4.1 m |
| 0 ft 0 m | lb kg | *2,794 *1,270 | 1,980 900 | *2,530 *1,150 | 1,164 529 | *1,518 *690 | 1,056 480 | *1,144 *520 | 880 400 | *1,144 *520 | 704 320 | 13 ft 2 in 4 m |
| - 3 ft 3 in - 1 m | lb kg | *3,159 *1,436 | 1,610 732 | *2,334 *1,061 | 1,155 525 | *1,797 *817 | 898 408 | | | *1,362 *619 | 746 339 | 13 ft 5 in 4.1 m |

Blade Up

| | | | | | | | | | | | | |
|----------------------|----------|----------------|--------------|--------------|--------------|----------------|----------------|--------------|------------|------------|------------|---------------------|
| 6 ft 6 in 2 m | lb kg | | | | | *1,012 *460 | *1,034 *470 | 1,003 456 | 796 362 | 946 430 | 770 350 | 12 ft 9 in 3.9 m |
| 3 ft 3 in 1 m | lb kg | 2,257 1,026 | 1,709 777 | 1,593 724 | 1,236 562 | 1,217 553 | 953 433 | 972 442 | 766 348 | 772 351 | 609 277 | 13 ft 5 in 4.1 m |
| 0 ft 0 m | lb kg | 2,244 1,020 | 1,892 860 | 1,518 690 | 1,164 529 | 1,254 570 | 1,056 480 | 1,012 460 | 858 390 | 836 380 | 704 320 | 13 ft 2 in 4 m |
| - 3 ft 3 in - 1 m | lb kg | 2,149 977 | 1,610 732 | 1,507 685 | 1,155 525 | 1,157 526 | 898 408 | | | 953 433 | 746 339 | 13 ft 5 in 4.1 m |


SPECIFICATIONS

BOOM DIMENSIONS



| Description | Standard |
|-------------|----------------------|
| Boom | 6 ft 10 in (2.08 m) |
| Length | 7 ft 1 in (2,160 mm) |
| Height | 2 ft 5 in (730 mm) |
| Width | 10 in (262 mm) |
| Weight | 304 lb (138 kg) |

ARM DIMENSIONS



| Description | Standard |
|-------------|----------------------|
| Arm | 4 ft 3 in (1.3 m) |
| Length | 5 ft 3 in (1,603 mm) |
| Height | 17 in (423 mm) |
| Width | 8 in (202 mm) |
| Weight | 218 lb (99 kg) |

BUCKET SELECTION GUIDE

| Bucket Type | Capacity | Cutting Width | Weight | Teeth Pcs | Arm | Working Condition Level |
|----------------|--|---------------------|----------------|-----------|----------|-------------------------|
| Ditch bucket | 1.24 ft ³ (0.035 m ³) | 12 in (300 mm) | 82 lb (37 kg) | 2 | Standard | II |
| Ditch bucket | 1.77 ft ³ (0.050 m ³) | 16 in (400 mm) | 106 lb (48 kg) | 3 | Standard | II |
| Digging bucket | 2.12 ft ³ (0.060 m ³) | 1 ft 6 in (455 mm) | 110 lb (50 kg) | 3 | Standard | II |
| Digging bucket | 2.83 ft ³ (0.080 m ³) | 1 ft 10 in (568 mm) | 130 lb (59 kg) | 4 | Standard | II |
| Digging bucket | 3.04 ft ³ (0.086 m ³) | 2 ft (600 mm) | 137 lb (62 kg) | 4 | Standard | II |

| Working Condition Level | Working Type | Typical material | Density |
|-------------------------|--------------------------------|--|-----------|
| I | Loose light loading material | Sand, coal, cinder | < 1000 |
| II | Soil or soil mixed with gravel | Planting soil, humus soil, mud, soil with stone | 1200-1500 |
| III | Heavy clay | Building soil, cemented backfill, humus with gravel and roots, ice clay | 1600-2000 |
| IV | Small stone | Crushed stone pebble | 2200-3500 |
| IV | Blasting rock | Gravel heavy conglomerate, iron ore, granite, quartzite, basalt, sandstone | 2200-3500 |

EQUIPMENT

STANDARD

Engine

Yanmar 3TNV80F certified US EPA Tier 4 Final - Stage V
 Inline 3 cylinders, 4 stroke, water-cooled, natural aspiration
 Dry type 2-stage air filter
 Auto-idle speed control
 Manual mechanical accelerator
 Engine manual preheating
 Fuel tank with drain plug
 Fuel shutoff valve
 Fuel level sensor
 Fuel refilling and fuel level alert
 Fuel prefilter with water separation
 Fuel filter
 Radiator group with drain plug
 Coolant-level indicator (ground level)
 Cold start assembly (5 °F)
 Engine stop switch

Hydraulic System

Main pump: one variable displacement load sensing piston pump
 Closed center main control valve
 Cylinders: boom, arm, bucket, boom swing, dozer
 Swing motor with automatic parking brake
 2-speed travel with auto-downshift
 Pilot accumulator
 Pilot control shut-off lever
 High flow 2-way auxiliary proportional control with flow adjustment
 Multi button proportional joysticks
 Manual switch on auxiliary circuit 1-way / 2-way
 Hydraulic thumb proportional control
 Manual cut off for auxiliary valve
 Control pattern-change valve SAE-BHL

Guards

Cover plate under travel frame
 Cover plate travel motors
 Dozer cylinder guard

Work Equipment

4 ft 3 in (1.3 m) arm
 2-way dozer blade
 Hydraulic thumb with pin-on bucket

STANDARD

Work Equipment

Boom swing
 Counterweight 694 lb (315 kg)

Operator Station

Enclosed cabin with ROPS (ISO 3471)
 Skylight roof top
 Retractable front windshield
 1-speed wiper
 Heater and defroster (enclosed cabin only)
 Fresh air vent
 Mechanical suspension seat
 2-inch retractable seat belt
 AM/FM Bluetooth radio (enclosed cabin only)
 Glass breaking hammer
 12 V outlet
 Right side sliding window
 Cup holder
 Floor mat
 Fire extinguisher
 All locks universal key
 Rotating beacon
 Travel alarm
 Canopy with TOPS (ISO 12117)

Undercarriage

Rollers, bottom 3 each side top 1 each side
 Track width 12 in (300 mm)
 2-way dozer blade with float
 Towing eye

Electrical

Alternator 12 V, 40 A
 One battery 12 V
 LED working lights 4-cab mounted (front), 1-boom mounted
 Starting motor - 12 V, 1.9 hp

Instrumentation

Large color LCD monitor
 Display hour meter, tachometer indicator engine oil pressure, low fuel level, air filter plugging, overheating high fuel level, engine coolant, battery, hydraulic oil temperature

OPTIONAL

Operator Station

Full cabin guard, front and top
 3 in flexible seat belt

Hydraulic System

Low flow 2-way auxiliary proportional control with flow adjustment

Electrical

LED work lights (front and rear)
 GPS
 2-working lights on rear cab mount

Work Equipment


Additional 165 lb (75 kg) counterweight

Digging Equipment

Arm - 3 ft 9 in (1.15 m)
 See catalog for work-tools and attachments

Guards

Lower front cabin guard



LGNA-PB-9027FTZS-202107-ENG-US

The LiuGong series of logos herein, including but not limited to word marks, device marks, letter of alphabet marks and combination marks, as the registered trademarks of Guangxi LiuGong Group Co., Ltd. are used by Guangxi LiuGong Machinery Co., Ltd. with legal permission, and shall not be used without permission. Specifications and designs are subject to change without notice. Illustrations and pictures may include optional equipment and may not include all standard equipment. Equipment and options vary by regional availability.



LiuGong Construction Machinery N.A., LLC.

22220 Merchants Way - Suite 100

Katy, TX 77449

USA

T: 281-579-8882

F: 281-579-8388

www.liugongna.com

